

# UTZENSTORF 2019



Berner Mannschaftsmeisterschaften

# Gesamtrangliste





valiant







#### RANGLISTE - EP - BERN/GÄSTE - MEHRKAMPF

Rg.	Name	Jahrg.	Verein	Verband					Pen.	Total	
1	Ajana Guldemann	2012	Gym Center Emme	BE	4.0 13.100	5.5 14.650	5.5 15.100	5.5 14.600		20.5 57.450	G
2	Solène Ritz	2012	Gym Center Emme	BE	4.0 13.350	5.5 14.700	5.5 15.000	5.5 14.200		20.5 57.250	S
3	Jocelyn Bovet	2012	Turnzentrum Oberaargau	BE	4.0 13.700	5.5 14.850	5.5 14.850	4.5 13.150		19.5 56.550	B
4	Emma Schmidhalter	2012	Kutu Uetendorf	BE	4.0 13.500	5.5 14.500	5.5 14.800	4.5 13.300		19.5 56.100	
5	Olivia Notter	2012	NKL Liestal	BL	4.0 13.450	5.5 14.200	5.5 14.850	4.5 13.600		19.5 56.100	
6	Janina Holzer	2012	NKL Liestal	BL	4.0 13.250	5.0 14.150	5.5 15.100	4.5 13.050		19.0 55.550	
7	Anouk Solea Kyburz	2012	Kutu Uetendorf	BE	4.0 13.300	5.5 14.250	5.5 14.800	4.5 13.000		19.5 55.350	
8	Elin Eymann	2012	Gym Center Emme	BE	4.0 13.500	4.5 13.300	5.5 14.700	4.5 13.750		18.5 55.250	
9	Elea Appolloni	2012	Kutu Obersiggenthal	AG	4.0 13.300	5.5 13.950	5.5 14.400	4.5 13.050		19.5 54.700	
10	Eleonor Maget	2013	Zürich-Oerlikon	ZH	4.0 13.200	5.5 14.200	5.5 13.400	4.5 13.800		19.5 54.600	
11	Gianna Andreossi	2013	Zürich-Oerlikon	ZH	4.0 12.850	4.5 13.700	5.5 14.500	4.5 13.250		18.5 54.300	
12	Greta Widmann	2012	Turnzentrum Oberaargau	BE	4.0 13.500	4.0 12.750	5.5 14.650	4.5 12.850		18.0 53.750	
13	Paula Fluri	2012	Gym Center Emme	BE	4.0 11.850	5.5 14.000	5.5 14.450	4.5 13.200		19.5 53.500	
14	Iliara Savo	2013	Zürich-Oerlikon	ZH	4.0 13.250	5.5 14.400	5.5 14.450	3.5 11.300		18.5 53.400	
15	Jennifer Hotz	2012	Gym Center Emme	BE	4.0 13.000	4.5 12.850	5.5 14.350	4.5 13.050		18.5 53.250	
16	Kim Hunziker	2013	Turnzentrum Oberaargau	BE	4.0 13.450	5.5 14.900	5.0 12.400	4.0 12.450		18.5 53.200	
17	Lucielle Yamamori	2012	Gym Center Emme	BE	4.0 13.300	5.5 14.400	5.5 13.700	3.5 11.650		18.5 53.050	
18	Aurora Dickenmann	2012	Zürich-Oerlikon	ZH	4.0 13.150	4.5 13.300	5.5 14.050	4.5 12.400		18.5 52.900	
19	Winona Kocher	2012	Gym Center Emme	BE	4.0 13.000	5.5 13.950	5.5 13.250	4.5 12.500		19.5 52.700	
20	Lilja Vasilescu	2012	Zürich-Oerlikon	ZH	4.0 12.600	4.5 13.000	5.5 14.300	4.5 12.750		18.5 52.650	
21	Alicia Goh	2012	Kutu Obersiggenthal	AG	4.0 13.000	5.0 13.400	5.0 14.100	4.0 12.100		18.0 52.600	
22	Milla Dennler	2011	Zürich-Oerlikon	ZH	4.0 12.650	4.5 13.150	5.5 15.050	3.5 11.500		17.5 52.350	
23	Lia Gambarella	2012	Gym Center Emme	BE	4.0 12.900	4.5 13.400	5.5 13.600	4.5 12.100		18.5 52.000	
24	Luisa Fluri	2012	Gym Center Emme	BE	4.0 12.950	4.5 12.850	5.5 13.500	4.0 12.500		18.0 51.800	
25	Linn Gerteis	2013	Kutu Uetendorf	BE	4.0 13.150	4.5 13.000	5.0 13.500	4.0 12.050		17.5 51.700	
26	Greta Nothstein	2013	NKL Liestal	BL	4.0 12.550	5.0 13.750	5.0 13.800	3.5 11.550		17.5 51.650	
27	Mari Rüfenacht	2012	NKL Liestal	BL	4.0 12.850	5.0 13.150	5.0 13.950	3.5 11.700		17.5 51.650	
28	Nayla Rutzer	2012	Zürich-Oerlikon	ZH	4.0 12.500	4.5 12.800	5.5 13.950	4.0 12.400		18.0 51.650	
29	Ilenia Metafune	2012	BTV Bern	BE	4.0 13.100	5.5 13.700	5.0 13.400	4.0 11.400		18.5 51.600	
30	Lucy Innerbichler	2012	NKL Liestal	BL	4.0 13.000	5.0 12.950	5.0 13.950	3.5 11.550		17.5 51.450	
31	Ela Edebali	2012	Zürich-Oerlikon	ZH	4.0 12.900	5.5 13.200	5.5 13.750	4.0 11.400		19.0 51.250	
32	Morgane Rais	2012	Bienne-Romande	BE	4.0 13.050	5.5 13.900	4.5 11.650	4.5 12.650		18.5 51.250	
33	Sehrish Mahammed	2012	Turnverein Opfikon-Glattbrugg	ZH	4.0 12.400	5.0 13.200	5.5 14.250	3.5 10.700		18.0 50.550	
34	Luce Gavillet	2012	GASF Romont	FR	4.0 13.050	4.5 12.900	5.0 13.000	4.0 11.400		17.5 50.350	
35	Adèle Bays	2012	GASF Romont	FR	4.0 12.450	5.0 12.250	5.0 13.600	4.0 11.850		18.0 50.150	
36	Nora Raffainer	2012	Turnverein Opfikon-Glattbrugg	ZH	4.0 12.700	5.5 13.450	5.0 13.400	3.5 10.550		18.0 50.100	
37	Naomi Scherz	2012	Gym Beo	BE	4.0 13.250	4.5 13.400	5.0 13.000	4.0 10.050		17.5 49.700	
38	Jill Winkenbach	2012	Gym Center Emme	BE	4.0 13.100	4.0 12.300	5.5 12.500	3.5 11.800		17.0 49.700	
39	Leyla Failletaz	2012	Kutu Uetendorf	BE	4.0 13.400	4.0 11.550	5.0 13.000	4.0 11.700		17.0 49.650	
40	Rani-Jolanne Granget	2012	GASF Romont	FR	4.0 12.800	5.5 13.350	5.0 13.100	3.0 9.900		17.5 49.150	
41	Kristina Eschenbacher	2011	Gym Beo	BE	4.0 12.150	5.5 14.150	5.0 11.550	3.5 11.150		18.0 49.000	
42	Lene Honigmann	2012	NKL Liestal	BL	4.0 12.850	4.0 11.750	3.5 12.100	4.0 12.250		15.5 48.950	
43	Emily MacDonald	2012	Gym Beo	BE	4.0 12.750	4.0 11.850	5.0 13.350	3.0 10.800		16.0 48.750	
44	Siana Murati	2012	NKL Liestal	BL	4.0 13.000	3.5 9.650	5.0 13.750	4.0 12.250		16.5 48.650	
45	Araya Kunz	2012	Bienne-Romande	BE	4.0 12.750	3.5 10.450	5.5 14.750	3.5 9.350		16.5 47.300	
46	Nael Zangger	2012	BTV Bern	BE	4.0 12.450	4.5 12.100	5.5 13.000	3.5 9.600		17.5 47.150	





#### RANGLISTE - EP - BERN/GÄSTE - MEHRKAMPF

Rg.	Name	Jahrg.	Verein	Verband					Pen.	Total
47	Lucie Marchand	2011	Bienne-Romande	BE	4.0 <u>12.550</u>	5.0 13.600	5.0 11.950	2.5 8.800		16.5 <b>46.900</b>
48	Amy Sonea Straeten	2012	Kutu Uetendorf	BE	4.0 <u>12.000</u>	3.5 10.100	5.0 13.450	3.5 10.850		16.0 <b>46.400</b>
49	Tjara Bekavac	2012	Kutu Uetendorf	BE	4.0 <u>13.150</u>	3.5 9.450	4.5 12.950	3.5 10.500		15.5 <b>46.050</b>
50	Alissia Reber	2013	BTV Bern	BE	4.0 12.250	3.0 <u>10.000</u>	5.0 13.000	3.5 10.800		15.5 <b>46.050</b>
51	Arianna Piraccini	2012	Kutu Obersiggenthal	AG	4.0 <u>12.300</u>	4.5 12.250	5.0 11.700	3.5 9.750		17.0 <b>46.000</b>
52	Anila Telaku	2012	GASF Romont	FR	4.0 13.150	2.0 <u>7.950</u>	4.5 11.550	4.5 12.700		15.0 <b>45.350</b>
53	Jael Thüring	2011	Gym Beo	BE	4.0 12.450	3.0 <u>10.850</u>	4.5 10.300	4.0 11.000		15.5 <b>44.600</b>
54	Vanessa Assante	2013	BTV Bern	BE	4.0 12.550	4.0 <u>10.750</u>	4.5 11.050	3.0 9.500		15.5 <b>43.850</b>
55	Emma Seljeson	2012	BTV Bern	BE	4.0 12.250	3.5 <u>10.450</u>	4.0 11.300	3.5 9.800		15.0 <b>43.800</b>
56	Giada Ambrosio	2012	Zürich-Oerlikon	ZH	4.0 6.100	4.5 13.200	4.0 <u>12.150</u>	4.0 11.550		16.5 <b>43.000</b>
57	Emily Schenk	2012	Gym Beo	BE	4.0 12.900	2.5 7.700	5.0 <u>11.400</u>	3.0 9.650		14.5 <b>41.650</b>
58	Emma Nocka	2012	Gym Beo	BE	4.0 12.450	3.0 9.300	5.0 <u>11.000</u>	3.0 8.850		15.0 <b>41.600</b>
59	Lenja Seitz	2013	Turnverein Opfikon-Glattbrugg	ZH	4.0 12.800	3.0 <u>6.750</u>	4.5 11.150	2.5 8.500		14.0 <b>39.200</b>
60	Buna Korca	2013	Turnverein Opfikon-Glattbrugg	ZH	4.0 12.200	2.0 <u>3.850</u>	5.0 12.700	3.5 10.200		14.5 <b>38.950</b>
61	Sophie Plüss	2012	Kutu Obersiggenthal	AG	4.0 <u>12.250</u>	2.5 6.400	4.5 10.500	3.0 9.100		14.0 <b>38.250</b>
62	Zehra Aydogan	2012	Kutu Obersiggenthal	AG	4.0 <u>12.700</u>	2.0 4.800	5.0 12.100	3.5 8.200		14.5 <b>37.800</b>
63	Thea Heim	2012	Gym Beo	BE	4.0 12.100	2.0 5.900	4.0 <u>10.700</u>	2.5 8.700		12.5 <b>37.400</b>





#### RANGLISTE - P1 BERN/GÄSTE - MEHRKAMPF

Rg.	Name	Jahrg.	Verein	Verband					Pen.	Total		
1	Valeska Brochier	2010	TZ Fürstenland Frauen	SG	4.0 <u>13.350</u>	5.5 14.000	5.5 14.800	5.5 14.800		20.5	<b>56.950</b>	G
2	Emily Munishi	2010	TZ Fürstenland Frauen	SG	4.0 <u>13.100</u>	5.5 13.650	5.5 14.550	4.5 13.450		19.5	<b>54.750</b>	S
3	Elisa Keller	2011	BTV Bern / RLZ Bern	BE	4.0 <u>13.000</u>	5.5 13.600	5.5 13.500	5.5 14.450		20.5	<b>54.550</b>	B
4	Alia Gut	2010	Kutu Uetendorf / RLZ Bern	BE	4.0 <u>12.850</u>	5.5 12.550	5.5 14.200	5.5 14.200		20.5	<b>53.800</b>	
5	Kirsten Thieler	2010	Kutu Weiningen	ZH	4.0 <u>12.950</u>	4.5 11.700	5.5 14.350	5.5 14.650		19.5	<b>53.650</b>	
6	Fatoumata Diallo	2010	Kutu Obersiggenthal	AG	4.0 13.150	4.5 <u>11.650</u>	5.5 14.300	5.5 14.150		19.5	<b>53.250</b>	
7	Lyris Azhan	2010	Kutu Obersiggenthal	AG	4.0 12.800	5.5 <u>12.600</u>	4.5 13.100	5.5 14.650		19.5	<b>53.150</b>	
8	Sidonia Thomet	2010	BTV Bern / RLZ Bern	BE	4.0 <u>12.950</u>	4.0 11.600	5.5 14.350	4.5 13.500		18.0	<b>52.400</b>	
9	Leonie Hollauf	2011	TZ Fürstenland Frauen	SG	4.0 <u>13.150</u>	4.5 10.200	5.5 14.050	5.5 14.600		19.5	<b>52.000</b>	
10	Chloé Magnuson	2010	GAF Chablais	VD	4.0 <u>13.150</u>	5.5 13.100	4.0 11.100	5.5 14.600		19.0	<b>51.950</b>	
11	Zoe Binz	2010	BTV Bern / RLZ Bern	BE	4.0 <u>12.700</u>	4.5 10.800	5.5 14.250	5.5 14.000		19.5	<b>51.750</b>	
12	Fabia Hermann	2010	Turnfabrik	TG	4.0 13.150	4.5 11.450	5.5 12.300	5.5 <u>14.700</u>		19.5	<b>51.600</b>	
13	Enora Deiss	2010	Kutu Obersiggenthal	AG	4.0 13.100	4.5 <u>10.300</u>	4.5 12.600	5.5 14.350		18.5	<b>50.350</b>	
14	Amélia Wierzgon	2011	AGG-FSG Aire le Lignon	GE	4.0 <u>12.700</u>	5.5 11.900	5.5 13.850	4.5 11.800		19.5	<b>50.250</b>	
15	Selma Hanselmann	2010	Turnfabrik	TG	4.0 12.400	5.5 <u>13.100</u>	4.5 12.700	4.0 11.950		18.0	<b>50.150</b>	
16	Vanessa Egli	2010	Turnfabrik	TG	4.0 12.950	4.0 11.000	5.5 13.000	5.5 <u>13.150</u>		19.0	<b>50.100</b>	
17	Ladina Zimmermann	2010	Turnfabrik	TG	4.0 12.500	4.5 11.300	4.5 11.800	5.5 <u>14.150</u>		18.5	<b>49.750</b>	
18	Natalie Blaser	2010	Turnfabrik	TG	4.0 12.500	4.0 11.800	4.5 12.450	4.5 <u>12.250</u>		17.0	<b>49.000</b>	
19	Anouk Rappo	2010	Frauensport Wünnewil	FR	4.0 12.550	4.0 11.300	4.5 <u>12.050</u>	4.5 13.050		17.0	<b>48.950</b>	
20	Mia Thon	2011	Kutu Bülach	ZH	4.0 13.000	4.0 10.550	4.5 <u>11.550</u>	5.0 13.800		17.5	<b>48.900</b>	
21	Lara Aysev	2010	Chêne Gymnastique Genève	GE	4.0 <u>13.000</u>	5.5 11.950	4.5 11.700	4.5 12.250		18.5	<b>48.900</b>	
22	Alina Schwander	2010	BTV Bern	BE	4.0 12.850	5.0 9.450	4.5 12.600	5.5 <u>13.950</u>		19.0	<b>48.850</b>	
23	Eleonora Hasanmetaj	2010	Kutu Bülach	ZH	4.0 12.700	4.5 10.700	4.0 <u>10.850</u>	5.0 13.400		17.5	<b>47.650</b>	
24	Timea Spielmann	2011	Turnfabrik	TG	4.0 12.450	3.5 9.350	4.5 12.300	5.5 <u>13.350</u>		17.5	<b>47.450</b>	
25	Valerie Anliker	2010	Gym Beo	BE	4.0 12.550	4.0 9.300	4.5 12.800	4.5 <u>12.650</u>		17.0	<b>47.300</b>	
26	Nayla Urich	2010	Kunstturnerinnen Stein-Fricktal	AG	4.0 <u>13.000</u>	3.5 9.950	4.5 11.650	4.5 12.650		16.5	<b>47.250</b>	
27	Nora Gavillet	2010	GASF Romont	FR	4.0 12.350	4.0 11.000	4.5 <u>12.500</u>	4.0 11.200		16.5	<b>47.050</b>	
28	Madison Jacquier	2010	GASF Romont / KTZ Fribourg	FR	4.0 12.500	4.0 10.500	4.5 <u>13.100</u>	4.0 10.700		16.5	<b>46.800</b>	
29	Viktoria Kaczmarek	2011	Turnzentrum Oberaargau	BE	4.0 <u>12.850</u>	3.5 9.900	4.5 12.200	4.5 11.750		16.5	<b>46.700</b>	
30	Vanessa Tomic	2010	Frauensport Wünnewil	FR	4.0 12.750	4.5 10.600	4.0 <u>10.900</u>	4.0 12.400		16.5	<b>46.650</b>	
31	Jael Lehmann	2010	Gym Center Emme	BE	4.0 12.900	4.0 10.400	4.5 <u>12.950</u>	3.5 10.350		16.0	<b>46.600</b>	
32	Ina Dzienziol	2011	Kutu Hinwil	ZH	4.0 11.850	3.5 7.750	5.5 <u>13.450</u>	5.0 13.050		18.0	<b>46.100</b>	
33	Elli Fokas	2009	Gym Beo	BE	4.0 11.600	3.5 9.750	4.5 12.200	4.5 <u>12.400</u>		16.5	<b>45.950</b>	
34	Sara Giger	2010	TZ Fürstenland Frauen	SG	4.0 <u>12.850</u>	4.0 9.450	4.5 11.750	4.0 11.800		16.5	<b>45.850</b>	
35	Elin Mall	2010	Kutu Horgen	ZH	4.0 <u>12.100</u>	4.0 10.300	4.5 12.100	4.5 11.300		17.0	<b>45.800</b>	
36	Teodora Nesic	2011	Kunstturnerinnen Stein-Fricktal	AG	4.0 <u>12.350</u>	3.5 8.200	4.5 12.600	4.5 12.500		16.5	<b>45.650</b>	
37	Nira Bessire	2010	Gym Center Emme	BE	4.0 12.700	4.0 10.450	4.5 <u>10.850</u>	4.0 11.500		16.5	<b>45.500</b>	
38	Mia Lari	2009	AGG FSG Chêne	GE	4.0 <u>12.450</u>	4.0 10.050	4.5 11.900	4.0 11.000		16.5	<b>45.400</b>	
39	Simona Frei	2011	Kutu Obersiggenthal	AG	4.0 12.700	3.5 <u>7.800</u>	4.5 12.350	4.0 12.500		16.0	<b>45.350</b>	
40	Aline Ziswiler	2011	Turnfabrik	TG	4.0 12.700	3.5 9.250	4.0 10.400	5.5 <u>12.950</u>		17.0	<b>45.300</b>	
41	Viktoria Meier	2011	Kutu Bülach	ZH	4.0 12.500	3.5 8.150	4.5 <u>10.500</u>	5.5 14.100		17.5	<b>45.250</b>	
42	Lia Gasser	2011	Gym Center Emme	BE	4.0 12.600	3.5 8.550	4.5 <u>12.150</u>	4.5 11.950		16.5	<b>45.250</b>	
43	Claire Horner	2010	BTV Bern	BE	4.0 13.050	4.0 9.100	4.0 10.700	4.5 <u>12.350</u>		16.5	<b>45.200</b>	
44	Jana Kohler	2011	Gym Center Emme	BE	4.0 12.700	3.5 9.400	4.5 <u>11.050</u>	4.0 12.050		16.0	<b>45.200</b>	
45	Zoe Eichenberger	2011	Gym Beo	BE	4.0 11.900	3.5 9.200	4.5 12.100	4.0 <u>11.950</u>		16.0	<b>45.150</b>	
46	Sina Freiwald	2011	TZ Fürstenland Frauen	SG	4.0 <u>12.400</u>	3.5 9.300	4.5 12.150	4.0 11.300		16.0	<b>45.150</b>	

#### RANGLISTE - P1 BERN/GÄSTE - MEHRKAMPF

Rg.	Name	Jahrg.	Verein	Verband					Pen.	Total
47	Alia Kröpfl	2010	Kutu Uetendorf	BE	4.0 12.200	3.0 8.700	4.5 12.050	4.0 11.950		15.5 <b>44.900</b>
48	Flor Buess	2011	Kutu Horgen	ZH	4.0 12.150	3.5 9.000	4.5 11.900	5.0 11.850		17.0 <b>44.900</b>
49	Gabriela Guillen	2011	AGG-FSG Aire le Lignon	GE	4.0 12.100	4.0 9.950	4.5 9.850	5.5 13.000		18.0 <b>44.900</b>
50	Lotta Häcker	2010	Kutu Horgen	ZH	4.0 12.250	4.0 10.150	4.0 10.800	4.5 11.400		16.5 <b>44.600</b>
51	Galina Salzmann	2010	Gym Center Emme	BE	4.0 12.350	4.0 9.650	4.0 10.950	3.5 11.500		15.5 <b>44.450</b>
52	Kiara Quinonez	2010	GASF Romont / KTZ Fribourg	FR	4.0 11.300	3.5 9.300	4.5 12.800	4.0 10.800		16.0 <b>44.200</b>
53	Elea Vonlanthen	2010	Frauensport Wünnewil	FR	4.0 12.000	4.0 10.500	4.5 10.800	4.0 10.800		16.5 <b>44.100</b>
54	Nicola Geser	2010	Kutu Horgen	ZH	4.0 12.500	3.5 9.450	4.5 10.450	4.0 11.600		16.0 <b>44.000</b>
55	Lea Baumann	2011	Kutu Hinwil	ZH	4.0 11.950	4.0 10.300	4.0 10.950	4.0 10.650		16.0 <b>43.850</b>
56	Penelope Sindoni	2011	Turnfabrik	TG	4.0 11.650	4.0 9.600	4.5 12.000	4.0 10.500		16.5 <b>43.750</b>
57	Esra Welter	2010	Kutu Uetendorf	BE	4.0 11.950	3.5 8.900	4.5 12.150	4.0 10.450		16.0 <b>43.450</b>
58	Lili Abderhalden	2011	Kutu Hinwil	ZH	4.0 11.400	3.5 8.800	4.5 11.200	4.5 11.650		16.5 <b>43.050</b>
59	Zoë-Louise Desvoignes	2010	Kutu Uetendorf	BE	4.0 11.650	3.5 8.600	4.5 11.200	4.0 11.550		16.0 <b>43.000</b>
60	Lucia Piraccini	2010	Kutu Obersiggenthal	AG	4.0 12.550	3.5 8.000	4.5 10.450	4.5 11.850		16.5 <b>42.850</b>
61	Greta Mac Millan	2011	GAF Chablais	VD	4.0 12.000	3.5 7.750	4.5 11.350	4.5 11.700		16.5 <b>42.800</b>
62	Elfie Telaku	2010	GASF Romont	FR	4.0 12.200	3.5 8.200	4.5 12.450	4.0 9.900		16.0 <b>42.750</b>
63	Öykü Yilmaz	2011	Kutu Obersiggenthal	AG	4.0 12.700	3.5 8.400	4.5 11.500	3.5 10.150		15.5 <b>42.750</b>
64	Theodora Lazaridis	2011	Gym Beo	BE	4.0 12.200	3.5 7.750	4.5 10.350	4.0 12.250		16.0 <b>42.550</b>
65	Vey Schiess	2012	Kunstturnerinnen Stein-Fricktal	AG	4.0 12.250	3.5 9.050	4.0 8.800	4.5 12.400		16.0 <b>42.500</b>
66	Emilie Dennler	2009	Bienne-Romande	BE	4.0 12.700	3.5 8.800	4.0 10.400	4.0 10.500		15.5 <b>42.400</b>
67	Neela Chassot	2010	Bienne-Romande	BE	4.0 12.300	3.5 8.300	4.0 10.600	4.0 11.100		15.5 <b>42.300</b>
68	Luana Künzler	2011	Kutu Uetendorf	BE	4.0 12.400	3.5 7.100	4.5 12.100	4.0 10.600		16.0 <b>42.200</b>
69	Layla Aue	2011	Gym Beo	BE	4.0 11.850	4.0 7.400	4.0 10.200	4.5 12.450		16.5 <b>41.900</b>
70	Amely Eggenschwiler	2010	Kutu Horgen	ZH	4.0 12.150	3.5 6.650	5.5 12.950	4.0 10.050		17.0 <b>41.800</b>
71	Diane Deschenaux	2011	GAF Chablais	VD	4.0 12.450	4.0 10.100	3.5 8.300	4.0 10.900		15.5 <b>41.750</b>
72	Yamina Petruzzi	2011	Gym Beo	BE	4.0 11.400	3.5 8.550	4.0 9.200	4.0 12.400		15.5 <b>41.550</b>
73	Alma Locher	2011	Turnfabrik	TG	4.0 12.750	3.5 8.100	4.0 9.800	3.5 10.850		15.0 <b>41.500</b>
74	Philine Rüegg	2011	Kutu Hinwil	ZH	4.0 12.200	3.0 7.550	4.5 11.200	3.5 10.300		15.0 <b>41.250</b>
75	Sophia Altundag	2011	Kutu Uetendorf	BE	4.0 10.850	3.5 8.850	4.5 10.800	3.5 10.700		15.5 <b>41.200</b>
76	Servane Litzler	2009	Bienne-Romande	BE	4.0 11.850	3.5 8.800	4.0 10.450	3.5 10.050		15.0 <b>41.150</b>
77	Luise Gentsch	2012	Turnfabrik	TG	4.0 11.600	3.5 7.800	4.5 10.950	4.0 10.700		16.0 <b>41.050</b>
78	Anja Thalman	2011	Kutu Hinwil	ZH	4.0 11.750	3.5 8.300	4.5 10.950	3.5 10.000		15.5 <b>41.000</b>
79	Julia Bleiker	2011	Turnfabrik	TG	4.0 12.400	3.5 8.100	4.5 11.350	3.0 9.050		15.0 <b>40.900</b>
80	Soraya Schädler	2011	Kutu Hinwil	ZH	4.0 12.150	3.5 7.000	3.5 9.850	4.5 11.850		15.5 <b>40.850</b>
81	Maëlle Boillat	2009	Bienne-Romande	BE	4.0 11.500	3.5 8.650	4.5 11.000	3.5 9.650		15.5 <b>40.800</b>
82	Amanda Senija	2009	Kutu Horgen	ZH	4.0 11.800	3.5 8.350	5.0 10.900	4.0 9.650		16.5 <b>40.700</b>
83	Sophie Gerber	2010	Kutu Uetendorf	BE	4.0 11.350	3.5 8.050	4.5 10.850	4.0 10.350		16.0 <b>40.600</b>
84	Sarina Greuter	2011	Turnfabrik	TG	4.0 12.550	3.5 7.550	3.5 9.700	3.5 10.400		14.5 <b>40.200</b>
85	Marina Capuano	2011	BTV Bern	BE	4.0 11.050	3.5 7.400	4.5 10.950	4.0 10.100		16.0 <b>39.500</b>
86	Lena Zurbrugg	2011	Turnfabrik	TG	4.0 12.750	3.5 8.000	3.0 7.400	4.0 11.250		14.5 <b>39.400</b>
87	Nola Bohnenblust	2011	Kutu Uetendorf	BE	4.0 11.600	3.5 8.100	4.0 9.000	4.0 10.700		15.5 <b>39.400</b>
88	Valentina Mendoza	2011	Kutu Uetendorf	BE	4.0 10.550	3.5 8.600	3.5 7.450	5.5 12.650		16.5 <b>39.250</b>
89	Suna Biret	2010	Gym Center Emme	BE	4.0 11.000	3.5 8.300	4.0 8.700	4.0 11.200		15.5 <b>39.200</b>
90	Lia Vonlanthen	2010	Frauensport Wünnewil	FR	4.0 12.050	3.5 8.300	4.0 9.750	3.5 9.000		15.0 <b>39.100</b>
91	Freya Aebi	2010	Chêne Gymnastique Genève	GE	4.0 12.100	3.5 7.750	3.0 8.000	3.5 10.650		14.0 <b>38.500</b>
92	Donia Lisboa Caetano	2011	GASF Romont	FR	4.0 11.150	3.5 8.000	4.0 9.500	3.5 9.450		15.0 <b>38.100</b>

#### RANGLISTE - P1 BERN/GÄSTE - MEHRKAMPF

Rg.	Name	Jahrg.	Verein	Verband					Pen.	Total
93	Maureen Distel	2011	Turnfabrik	TG	4.0 <u>11.100</u>	3.5 <u>8.250</u>	3.5 8.800	3.5 9.500		14.5 <b>37.650</b>
94	Cindy Godel	2011	GASF Romont	FR	4.0 12.200	3.5 7.600	4.0 <u>9.550</u>	3.0 8.250		14.5 <b>37.600</b>
95	Léanna Larigaldie	2011	GASF Romont	FR	4.0 11.850	3.5 7.300	4.0 <u>9.600</u>	3.0 8.200		14.5 <b>36.950</b>
96	Elenia Gerber	2010	Bienne-Romande	BE	4.0 <u>11.300</u>	3.5 8.100	4.0 9.100	3.0 8.350		14.5 <b>36.850</b>
97	Franca Catucci	2011	Kutu Uetendorf	BE	4.0 10.950	3.5 7.250	4.0 <u>8.550</u>	3.5 9.650		15.0 <b>36.400</b>
98	Tyana Wicht	2011	GASF Romont	FR	4.0 10.600	3.5 7.500	4.0 9.000	3.0 <u>9.150</u>		14.5 <b>36.250</b>
99	Romane Duvanel	2012	BTV Bern	BE	4.0 <u>10.600</u>	3.5 7.100	4.0 10.250	3.5 8.250		15.0 <b>36.200</b>
100	Katharina Brönnimann	2011	Kutu Uetendorf	BE	4.0 10.500	3.5 <u>7.400</u>	4.0 8.250	3.0 9.350		14.5 <b>35.500</b>
101	Cynthia Viana Reis	2011	AGG-FSG Aire le Lignon	GE	0.0 <u>0.000</u>	5.5 10.700	4.5 11.500	5.0 12.600		15.0 <b>34.800</b>
102	Lena Nyfenegger	2011	Kutu Uetendorf	BE	4.0 10.600	3.5 7.200	3.5 <u>8.850</u>	2.5 7.750		13.5 <b>34.400</b>
103	Elisa Domet	2011	GASF Romont	FR	4.0 10.600	3.5 8.200	3.0 8.200	1.5 <u>6.500</u>		12.0 <b>33.500</b>
104	Carla Binder	2011	Kutu Uetendorf	BE	0.0 0.000	3.5 <u>8.050</u>	3.0 6.600	3.5 8.400		10.0 <b>23.050</b>

#### RANGLISTE - P2 - BERN/GÄSTE - MEHRKAMPF





Rg.	Name	Jahrg.	Verein	Verband					Pen.	Total	
1	Lia Schumacher	2010	TV Lenzburg	AG	4.0 <u>13.750</u>	5.5 14.750	5.5 13.600	5.5 14.550		20.5 <b>56.650</b>	G
2	Lucy Maeder	2009	RLZ NKL / Regio Basel	BL	4.0 13.800	5.5 14.350	5.5 <u>13.950</u>	5.5 14.150		20.5 <b>56.250</b>	S
3	Joy Rohrer	2009	RLZ NKL / BTV Luzern	BL	4.0 13.450	5.5 14.600	5.5 <u>12.600</u>	5.5 13.400		20.5 <b>54.050</b>	B
4	Soraya Bürki	2009	RLZ NKL / BTV Basel	BL	4.0 13.200	5.5 13.600	5.5 <u>13.400</u>	5.5 13.700		20.5 <b>53.900</b>	
5	Aalya Raykov	2009	AGG FSG Lancy	GE	4.0 <u>12.050</u>	5.5 12.350	5.0 13.200	5.5 14.300		20.0 <b>51.900</b>	
6	Christina Savary	2009	AGG FSG Lancy	GE	4.0 <u>13.800</u>	4.5 11.850	5.0 13.000	5.5 13.200		19.0 <b>51.850</b>	
7	Noee Obi	2009	BTV Bern / RLZ Bern	BE	4.0 <u>13.400</u>	4.5 12.200	5.0 11.900	5.0 13.250		18.5 <b>50.750</b>	
8	Joya Dübi	2009	BTV Bern / RLZ Bern	BE	4.0 <u>13.200</u>	4.5 12.850	5.0 11.900	5.0 12.050		18.5 <b>50.000</b>	
9	Fiona Stöckli	2008	Gym Center Emme	BE	4.0 13.600	4.5 <u>11.750</u>	5.0 11.450	5.0 12.850		18.5 <b>49.650</b>	
10	Samira Mäder	2009	Gym Beo	BE	4.0 13.450	4.5 11.700	5.0 <u>10.350</u>	5.5 13.500		19.0 <b>49.000</b>	
11	Chiara Kaufmann	2009	RLZ NKL / Regio Basel	BL	4.0 13.300	4.5 12.200	5.0 <u>10.100</u>	5.5 13.100		19.0 <b>48.700</b>	
12	Emilia Meili	2008	Turnfabrik	TG	4.0 13.300	4.5 10.300	5.0 11.050	5.5 <u>14.050</u>		19.0 <b>48.700</b>	
13	Noemie Ossig	2008	Gym Center Emme	BE	4.0 13.350	4.5 <u>12.200</u>	4.0 9.300	5.5 13.450		18.0 <b>48.300</b>	
14	Lia Shurny	2008	Frauensport Wünnewil	FR	4.0 12.750	3.5 11.900	5.0 12.400	4.5 <u>11.250</u>		17.0 <b>48.300</b>	
15	Yanna Gabi	2009	Gym Serrières	NE	4.0 13.350	4.0 10.800	5.0 12.100	5.5 <u>12.000</u>		18.5 <b>48.250</b>	
16	Ladina Wolfsberg	2008	Chêne Gymnastique Genève	GE	4.0 13.500	4.0 10.900	5.0 11.700	4.0 <u>11.500</u>		17.0 <b>47.600</b>	
17	Jeanne Duss	2008	Kunstturnerinnen BTV Luzern	LU	4.0 12.950	3.5 9.550	5.5 <u>12.800</u>	5.5 12.100		18.5 <b>47.400</b>	
18	Letizia Mandelli	2009	SFG Lugano	TI	4.0 13.250	2.5 <u>8.750</u>	4.0 11.400	5.5 13.400		16.0 <b>46.800</b>	
19	Arwen Frei	2008	Gym Beo	BE	4.0 13.150	4.0 9.650	5.0 <u>11.700</u>	4.5 12.050		17.5 <b>46.550</b>	
20	Naja Untersander	2008	Turnverein Opfikon-Glattbrugg	ZH	4.0 12.900	2.5 9.200	5.0 <u>12.400</u>	5.0 11.400		16.5 <b>45.900</b>	
21	Joana Schütz	2008	BTV Bern	BE	4.0 <u>13.100</u>	4.0 8.650	5.5 12.300	5.0 11.800		18.5 <b>45.850</b>	
22	Lou Ulrich	2008	Turnzentrum Oberaargau	BE	4.0 13.700	4.5 <u>11.550</u>	4.0 9.550	5.0 11.050		17.5 <b>45.850</b>	
23	Mira Berweger	2009	TZ Fürstenland Frauen	SG	4.0 <u>13.000</u>	4.5 11.550	3.0 9.400	4.0 11.050		15.5 <b>45.000</b>	
24	Tallulah Schalcher	2008	Vallesia Gym	JU	4.0 13.450	4.5 9.700	5.0 9.550	5.0 <u>12.000</u>		18.5 <b>44.700</b>	
25	Anne-Sophie Meyer	2008	Kutu Horgen	ZH	4.0 12.550	4.5 11.000	5.0 8.400	5.0 <u>12.500</u>		18.5 <b>44.450</b>	
26	Liliane Fäs	2009	Kunstturnerinnen Stein-Fricktal	AG	4.0 12.850	4.0 <u>11.300</u>	4.0 10.500	3.5 9.450		15.5 <b>44.100</b>	
27	Tanja Holder	2008	Kutu Hinwil	ZH	4.0 13.000	3.5 <u>8.500</u>	5.0 9.800	5.5 12.350		18.0 <b>43.650</b>	
28	Svenja Ribic	2008	TV Lenzburg	AG	4.0 <u>13.300</u>	3.0 8.750	3.5 10.400	5.0 11.200		15.5 <b>43.650</b>	
29	Livia Künzler	2008	Kunstturnerinnen BTV Luzern	LU	4.0 12.700	3.0 8.600	4.5 <u>11.300</u>	4.5 10.750		16.0 <b>43.350</b>	
30	Benita Von Boddien	2009	Turnfabrik	TG	4.0 13.300	3.0 9.950	3.5 9.950	3.5 <u>9.950</u>		14.0 <b>43.150</b>	
31	Inès Duvanel	2009	BTV Bern	BE	4.0 <u>10.950</u>	5.0 11.850	4.5 10.350	4.0 10.000		17.5 <b>43.150</b>	
32	Maura Adinegoro	2008	Kutu Obersiggenthal	ZH	4.0 <u>13.350</u>	3.5 9.800	3.5 9.150	4.5 10.350		15.5 <b>42.650</b>	
33	Lily Lehmann	2008	Kutu Horgen	ZH	4.0 12.800	3.0 8.800	4.5 11.500	4.0 <u>9.350</u>		15.5 <b>42.450</b>	
34	Jana Ingold	2009	Turnzentrum Oberaargau	BE	4.0 12.850	3.0 <u>9.050</u>	5.5 8.300	5.0 11.800		17.5 <b>42.000</b>	
35	Aisha Aly	2009	Turnfabrik	TG	4.0 13.600	3.0 8.450	3.0 6.750	4.0 <u>12.000</u>		14.0 <b>40.800</b>	
36	Malena Bolliger	2008	Kutu Horgen	ZH	4.0 12.950	2.5 8.300	3.5 7.500	5.0 <u>12.050</u>		15.0 <b>40.800</b>	
37	Alissa Kuhn	2009	TZ Fürstenland Frauen	SG	4.0 <u>13.200</u>	4.5 10.350	4.0 8.450	4.0 8.750		16.5 <b>40.750</b>	
38	Alexia Steffen	2009	Gym Beo	BE	4.0 13.650	3.0 9.250	3.0 <u>6.500</u>	5.0 10.650		15.0 <b>40.050</b>	
39	Gabriella Magro	2009	Turnverein Opfikon-Glattbrugg	ZH	4.0 12.750	2.5 8.650	4.5 <u>7.700</u>	5.0 10.950		16.0 <b>40.050</b>	
40	Anouk Thoma	2008	Kutu Horgen	ZH	4.0 12.100	2.5 7.850	4.0 10.500	4.0 <u>9.450</u>		14.5 <b>39.900</b>	
41	Ella Scheibli	2009	BTV Bern	BE	4.0 <u>12.250</u>	5.0 9.000	5.5 10.500	3.5 7.850		18.0 <b>39.600</b>	
42	Ronja Lehmann	2008	Frauensport Wünnewil	FR	4.0 12.800	2.5 7.750	4.5 10.400	4.0 <u>8.000</u>		15.0 <b>38.950</b>	
43	Leonie Giger	2009	Kutu Hinwil	ZH	4.0 12.900	3.0 <u>6.050</u>	4.0 9.200	5.0 10.500		16.0 <b>38.650</b>	
44	Jolina Nussle	2009	Kutu Hinwil	ZH	4.0 12.650	3.0 <u>8.800</u>	3.5 5.850	5.5 11.200		16.0 <b>38.500</b>	
45	Lara Isaj	2009	Gym Center Emme	BE	4.0 12.600	3.0 <u>8.050</u>	3.0 6.650	4.5 10.950		14.5 <b>38.250</b>	
46	Emilia Tschopp	2009	Bienne-Romande	BE	4.0 12.650	2.5 8.300	3.5 7.600	4.0 <u>8.950</u>		14.0 <b>37.500</b>	

#### RANGLISTE - P2 - BERN/GÄSTE - MEHRKAMPF





Rg.	Name	Jahrg.	Verein	Verband					Pen.	Total
47	Nina Urich	2007	Kunstturnerinnen Stein-Fricktal	AG	4.0 12.900	2.5 <u>7.700</u>	3.0 7.300	4.5 9.400		14.0 <b>37.300</b>
48	Rea Jael Blaser	2009	Gym Center Emme	BE	4.0 12.750	3.0 <u>8.150</u>	3.5 6.750	4.0 9.250		14.5 <b>36.900</b>
49	Cristina Buttazzo	2008	Turnverein Opfikon-Glattbrugg	ZH	4.0 12.600	2.5 8.100	3.0 <u>5.450</u>	5.0 10.100		14.5 <b>36.250</b>
50	Julia Hoffmann	2009	Kunstturnerinnen Stein-Fricktal	AG	4.0 13.050	2.5 <u>9.100</u>	3.5 6.600	3.5 7.300		13.5 <b>36.050</b>
51	Aya Matter	2009	AGG-FSG Chêne	GE	4.0 <u>13.200</u>	2.5 8.200	3.0 4.850	3.5 9.250		13.0 <b>35.500</b>
52	Dana Jehle	2009	Kunstturnerinnen Stein-Fricktal	AG	4.0 13.250	3.5 <u>10.050</u>	2.5 3.000	3.0 9.150		13.0 <b>35.450</b>
53	Lena Keller	2009	BTV Bern	BE	4.0 <u>12.600</u>	4.0 6.550	4.0 7.000	3.5 8.600		15.5 <b>34.750</b>
54	Lilian Muendel	2008	Turnverein Opfikon-Glattbrugg	ZH	4.0 13.000	2.5 8.900	2.5 <u>2.900</u>	4.0 8.050		13.0 <b>32.850</b>
55	Neriah-Amiel Stöckli	2008	Kunstturnerinnen BTV Luzern	LU	4.0 11.300	2.5 6.300	3.0 <u>7.850</u>	2.5 6.450		12.0 <b>31.900</b>
56	Anika Häcker	2008	Kutu Horgen	ZH	4.0 12.750	2.5 7.750	3.0 4.950	3.5 <u>6.350</u>		13.0 <b>31.800</b>
57	Ena Born	2009	Kunstturnerinnen Stein-Fricktal	AG	4.0 12.450	2.5 <u>7.750</u>	3.0 7.400	2.5 3.950		12.0 <b>31.550</b>
58	Giulia Lang	2009	BTV Bern	BE	0.0 <u>0.000</u>	5.0 11.900	4.0 9.100	4.0 10.100		13.0 <b>31.100</b>







#### RANGLISTE - P3 - BERN/GÄSTE - MEHRKAMPF

Rg.	Name	Jahrg.	Verein	Verband					Pen.	Total		
1	Lara Bücheler	2008	Turnfabrik	TG	4.0 12.950	5.0 14.500	5.5 13.550	5.5 13.200		20.0	<b>54.200</b>	G
2	Sarah Berger	2008	AGG-FSG Chêne	GE	4.0 12.450	5.0 13.600	5.5 13.800	5.5 13.300		20.8	<b>53.150</b>	S
3	Lea Huber	2007	TZ Fürstenland Frauen	SG	4.0 13.450	5.0 14.400	5.5 12.150	5.5 12.950		20.8	<b>52.950</b>	B
4	Angela Pennisi	2008	Gym Serrières	NE	4.0 12.500	4.5 13.200	5.5 13.200	5.5 13.400		19.5	<b>52.300</b>	
5	Anna Schori	2008	TV Lenzburg / RLZ AG	AG	4.0 12.475	4.0 13.500	4.5 12.750	5.5 13.500		18.0	<b>52.225</b>	
6	Luna Gut	2008	Kutu Uetendorf / RLZ Bern	BE	4.0 12.600	3.5 11.850	5.5 13.700	5.5 13.200		18.5	<b>51.350</b>	
7	Malin Wäffler	2006	Gym Center Emme	BE	4.0 13.450	3.5 11.700	4.5 12.600	5.5 13.100		18.3	<b>50.850</b>	
8	Yasmine Fairis	2007	Kunstturnerinnen Stein-Fricktal / RLZ	AG	4.0 12.025	5.0 13.200	4.5 12.700	5.5 12.500		19.0	<b>50.425</b>	
9	Milla Sommer	2007	TV Lenzburg / RLZ AG	AG	4.0 12.425	3.0 11.400	4.5 12.400	5.5 13.150		17.0	<b>49.375</b>	
10	Morin Eugster	2008	TV Lenzburg / RLZ AG	AG	4.0 12.600	4.0 12.550	4.0 9.800	5.5 13.700		17.5	<b>48.650</b>	
11	Alessia Anderes	2007	Turnfabrik	TG	4.0 12.600	3.0 11.200	4.5 11.900	5.5 12.950		17.0	<b>48.650</b>	
12	Jasmin Strebel	2006	Kutu Obersiggenthal	AG	4.0 11.900	4.0 11.050	4.5 12.800	5.5 12.400		18.0	<b>48.150</b>	
13	Amélie Waldner	2006	Gym Center Emme	BE	4.0 12.650	3.5 10.750	4.5 11.800	5.5 12.650		17.5	<b>47.850</b>	
14	Orianne Pache	2006	GASF Romont / KTZ Fribourg	FR	4.0 13.025	4.0 11.450	4.0 10.550	5.5 12.350		17.5	<b>47.375</b>	
15	Lucie Schnorf	2007	GASF Romont / KTZ Fribourg	FR	4.0 12.500	4.0 11.550	4.0 10.600	5.5 12.700		17.5	<b>47.350</b>	
16	Emma Schwab	2007	Zürich-Oerlikon	ZH	4.0 12.625	4.5 10.950	4.5 11.600	5.5 12.050		18.5	<b>47.225</b>	
17	Jessica Hörler	2007	TZ Fürstenland Frauen	SG	4.0 13.375	3.5 10.850	4.5 10.300	5.5 12.250		18.3	<b>46.775</b>	
18	Ria Gabi	2007	Gym Serrières	NE	4.0 12.275	3.5 10.950	5.5 11.750	5.5 11.600		18.5	<b>46.575</b>	
19	Maia Arm	2006	Cugy-Vesin	VD	4.0 12.950	3.5 10.200	4.5 11.250	5.5 11.500		17.5	<b>45.900</b>	
20	Sarah Graf	2006	Kutu Weiningen	ZH	4.0 12.700	3.0 9.750	4.0 10.550	5.5 11.950		16.5	<b>44.950</b>	
21	Flora Nguyen	2007	Gym Serrières	NE	4.0 12.450	3.5 11.850	4.5 12.650	3.5 7.800		15.5	<b>44.750</b>	
22	Lucia Gojevic	2007	TZ Fürstenland Frauen	SG	4.0 12.650	3.0 9.600	4.5 11.350	5.0 10.850		16.5	<b>44.450</b>	
23	Ileya Baumgartner	2006	Kutu Obersiggenthal	AG	4.0 12.750	3.0 10.600	4.5 10.650	4.0 10.050		15.5	<b>44.050</b>	
24	Alessia Rau	2006	Gym Center Emme	BE	4.0 12.675	3.5 11.800	4.0 8.250	5.5 11.000		17.0	<b>43.725</b>	
25	Lisa Ritter	2006	Turnzentrum Oberaargau	BE	4.0 13.500	3.0 10.300	5.0 7.900	4.5 11.850		17.3	<b>43.550</b>	
26	Mira Stalder	2007	Kutu Weiningen	ZH	4.0 12.600	3.0 10.250	4.0 11.200	3.5 9.350		14.5	<b>43.400</b>	
27	Michelle Schreiber	2007	Kunstturnerinnen Stein-Fricktal	AG	4.0 12.375	3.5 10.350	4.0 9.550	3.5 10.600		15.0	<b>42.875</b>	
28	Jana Hinderling	2007	Kutu Bülach	ZH	4.0 12.625	2.5 8.100	4.0 9.300	5.5 12.200		16.0	<b>42.225</b>	
29	Amélie Ledermann	2007	Turnzentrum Oberaargau	BE	4.0 12.775	3.5 10.250	5.5 8.850	4.0 10.150		17.0	<b>42.025</b>	
30	Jorina Rutishauser	2006	Turnfabrik	TG	4.0 12.300	3.5 11.700	4.0 8.150	4.0 9.700		15.5	<b>41.850</b>	
31	Lilicia Ishibashi	2007	Zürich-Oerlikon	ZH	4.0 12.325	3.0 9.050	4.5 10.950	3.5 9.400		15.0	<b>41.725</b>	
32	Eline Fässler	2007	TZ Fürstenland Frauen	SG	4.0 12.250	2.0 7.600	4.5 11.300	4.0 10.250		14.5	<b>41.400</b>	
33	Lina Moor	2006	Gym Center Emme	BE	4.0 12.275	3.0 10.450	3.5 7.000	5.5 11.200		16.0	<b>40.925</b>	
34	Maleah Mathis	2007	Gym Center Emme	BE	4.0 12.500	2.5 7.150	4.5 10.400	4.5 10.850		15.5	<b>40.900</b>	
35	Anna Nemeth	2008	Kutu Bülach	ZH	4.0 12.850	3.5 11.600	3.5 6.200	3.5 10.050		14.5	<b>40.700</b>	
36	Mikaela Thieler	2007	Kutu Weiningen	ZH	4.0 12.550	2.0 7.850	3.5 10.000	4.0 10.250		13.5	<b>40.650</b>	
37	Zaina Grandjean	2007	Kutu Satus Uster	ZH	4.0 12.150	3.0 8.950	4.5 10.500	3.5 8.200		15.0	<b>39.800</b>	
38	Deborah Gossweiler	2007	Zürich-Oerlikon	ZH	4.0 12.375	2.5 8.800	4.0 9.150	3.5 9.450		14.0	<b>39.775</b>	
39	Eveline Kaye	2008	AGG-FSG Lancy	GE	4.0 12.450	2.0 7.750	3.5 8.150	5.0 11.050		14.5	<b>39.400</b>	
40	Larissa Fuhrer	2006	Gym Center Emme	BE	4.0 12.175	3.0 9.200	4.0 9.850	3.5 8.050		14.5	<b>39.275</b>	
41	Chiara Anderes	2006	Turnfabrik	TG	4.0 12.400	2.0 8.500	3.0 6.650	4.0 11.500		13.0	<b>39.050</b>	
42	Alexandra Koch	2007	Turnzentrum Oberaargau	BE	4.0 12.300	2.5 8.300	4.0 7.400	4.5 10.500		15.0	<b>38.500</b>	
43	Leandra Bär	2006	Kutu Satus Uster	ZH	4.0 11.750	3.0 10.250	4.0 7.850	3.5 8.300		14.5	<b>38.150</b>	
44	Eve Brägger	2007	Kutu Satus Uster	ZH	4.0 12.400	2.0 7.750	3.5 7.400	4.5 9.900		14.0	<b>37.450</b>	
45	Madleina Pajarola	2006	Kutu Obersiggenthal	AG	4.0 12.025	1.5 6.500	4.0 8.450	4.0 10.400		13.5	<b>37.375</b>	
46	Dora Kammer	2008	BTV Bern	BE	4.0 12.000	2.0 6.400	4.0 9.100	4.5 8.900		14.5	<b>36.400</b>	





#### RANGLISTE - P3 - BERN/GÄSTE - MEHRKAMPF

Rg.	Name	Jahrg.	Verein	Verband					Pen.	Total
47	Maeva Falvo	2007	GASF Romont	FR	<sup>4.0</sup> <sub>4.0</sub> 12.550	2.0 7.900	4.0 8.850	3.0 6.750		13.0 <b>36.050</b>
48	Noée Heim	2007	BTV Bern	BE	<sup>4.0</sup> <sub>4.0</sub> 11.600	2.0 6.950	3.5 6.450	3.5 8.500		13.0 <b>33.500</b>
49	Célia Dirren	2007	Zürich-Oerlikon	ZH	<sup>4.0</sup> <sub>4.0</sub> 12.225	3.0 6.400	4.0 8.600	2.5 4.950		13.5 <b>32.175</b>
50	Salma Demuth	2007	Kutu Satus Uster	ZH	<sup>4.0</sup> <sub>4.0</sub> 11.475	2.0 7.200	3.5 5.800	1.5 3.200		11.0 <b>27.675</b>





#### RANGLISTE - P4 BERN/GÄSTE - MEHRKAMPF

Rg.	Name	Jahrg.	Verein	Verband					Pen.	Total
1	Michele Gottier	2007	Gym Beo / RLZ Bern	BE	3.7 11.000	2.5 <u>8.950</u>	7.4 11.000	5.6 13.250		19.2 <b>44.200</b>
2	Julie Giaouque	2007	AGG-FSG Lancy	GE	3.7 11.850	1.4 <u>9.150</u>	4.7 10.050	3.8 10.200		13.6 <b>41.250</b>

#### RANGLISTE - P4A - BERN/GÄSTE - MEHRKAMPF

Rg.	Name	Jahrg.	Verein	Verband					Pen.	Total	
1	Emily Cooch	2004	Gym Center Emme	BE	3.7 12.400	3.1 <u>10.650</u>	3.6 11.350	3.4 11.100		13.8 <b>45.500</b>	G
2	Julia Röthlisberger	2004	Gym Center Emme	BE	3.7 12.500	3.2 <u>11.350</u>	4.0 10.900	3.0 10.400		13.9 <b>45.150</b>	S
3	Sarla Shirotori	2005	AGG-FSG Lancy	GE	2.0 11.300	2.7 10.700	3.5 <u>11.500</u>	2.8 10.450		11.0 <b>43.950</b>	B
4	Jessica Mischler	2007	AGG-FSG Lancy	GE	3.5 12.500	2.2 8.650	3.2 <u>10.850</u>	3.0 11.050		11.9 <b>43.050</b>	
5	Raja Jordi	2004	Turnzentrum Oberaargau	BE	3.7 12.200	3.0 <u>10.800</u>	2.6 9.300	3.2 10.300		12.5 <b>42.600</b>	
6	Maé Santisi	2005	FSG Montreux	VD	3.5 12.000	2.8 8.700	2.6 10.700	2.9 <u>10.950</u>		11.8 <b>42.350</b>	
7	Daphné Déglon	2006	FSG Montreux	VD	2.4 10.900	2.8 10.500	2.7 10.250	2.7 <u>10.600</u>		10.6 <b>42.250</b>	
8	Alissa Hanselmann	2005	Turnfabrik	TG	2.0 <u>10.650</u>	2.7 10.600	2.8 10.300	2.8 10.500		10.3 <b>42.050</b>	
9	Rea Kolly	2004	Frauensport Wünnewil	FR	3.7 12.150	3.1 <u>8.750</u>	2.8 10.600	2.9 10.450		12.5 <b>41.950</b>	
10	Gaia Colangelo	2005	BTV Bern	BE	3.5 12.750	2.7 <u>8.050</u>	2.4 10.550	3.1 10.300		11.7 <b>41.650</b>	
11	Anna Huber	2004	TZ Fürstenland Frauen	SG	3.7 11.300	3.0 <u>9.050</u>	2.9 9.650	2.9 11.300		12.5 <b>41.300</b>	
12	Lea Haase	2006	Kunstturnerinnen Stein-Fricktal	AG	3.5 11.900	2.6 <u>8.500</u>	2.8 10.600	2.2 10.200		11.1 <b>41.200</b>	
13	Selina Lu	2004	TV Lenzburg	AG	2.8 11.000	2.2 <u>9.100</u>	2.8 10.200	2.9 9.550		10.7 <b>39.850</b>	
14	Lana Azhan	2005	Kutu Obersiggenthal	AG	3.5 <u>10.300</u>	2.8 9.050	2.7 10.550	2.8 9.850		11.8 <b>39.750</b>	
15	Selina Knöpfel	2005	TZ Fürstenland Frauen	SG	3.5 12.050	1.5 <u>6.650</u>	3.0 10.150	3.1 10.100		11.1 <b>38.950</b>	
16	Carole Freiburghaus	2004	Frauensport Wünnewil	FR	3.5 <u>11.850</u>	2.6 <u>8.200</u>	2.6 9.100	3.1 9.650		11.8 <b>38.800</b>	
17	Aline Hug	2005	Kutu Obersiggenthal	AG	2.0 <u>11.300</u>	2.0 8.350	2.7 10.250	2.0 8.650		8.7 <b>38.550</b>	
18	Olivia Zivkovic	2006	AGG-FSG Lancy	GE	2.8 10.950	2.0 9.750	3.1 <u>7.650</u>	3.0 10.000		10.9 <b>38.350</b>	
19	Milena Vieitez	2006	TZ Fürstenland Frauen	SG	3.0 11.400	1.4 <u>7.900</u>	2.6 8.500	3.0 10.300		10.0 <b>38.100</b>	
20	Hannah Merkel	2004	Kutu Obersiggenthal	AG	2.0 <u>11.350</u>	2.6 7.750	3.0 8.000	2.4 9.850		10.0 <b>36.950</b>	
21	Deborah Schmid	2004	Kutu Satus Uster	ZH	2.8 <u>11.700</u>	1.9 7.800	2.0 8.950	1.5 8.400		8.2 <b>36.850</b>	
22	Julia Obrist	2004	Turnverein Opfikon-Glattbrugg	ZH	2.8 11.300	2.0 7.450	2.2 8.750	2.0 <u>9.300</u>		9.0 <b>36.800</b>	
23	Saranya Gräni	2004	Kutu Obersiggenthal	AG	2.0 <u>11.450</u>	1.8 5.450	2.7 9.750	3.0 9.900		9.5 <b>36.550</b>	
24	Lucia Alvarez Guillamon	2005	AGG-FSG Lancy	GE	2.8 11.350	2.0 6.700	2.6 <u>9.000</u>	2.7 9.500		10.1 <b>36.550</b>	
25	Ariana Knebel	2005	Kutu Hinwil	ZH	2.8 11.500	1.9 7.850	2.6 <u>7.350</u>	2.6 9.500		9.9 <b>36.200</b>	
26	Flurina Roos	2005	Turnverein Opfikon-Glattbrugg	ZH	2.8 11.100	1.9 8.150	2.2 9.000	2.4 <u>7.950</u>		9.3 <b>36.200</b>	
27	Svenja Werthmüller	2007	Kutu Hinwil	ZH	2.8 10.300	2.5 7.200	2.9 <u>9.400</u>	2.0 9.250		10.2 <b>36.150</b>	
28	Leny Ramos Da Veiga	2004	FSG Montreux	VD	2.0 10.300	1.9 8.600	2.6 9.600	1.7 <u>7.500</u>		8.2 <b>36.000</b>	
29	Naja Greuter	2005	Turnfabrik	TG	3.5 <u>12.600</u>	2.0 7.400	2.8 6.250	3.0 9.700		11.3 <b>35.950</b>	
30	Lola Kocher	2004	FSG Montreux	VD	2.0 11.000	1.8 6.900	2.9 8.650	2.2 <u>8.900</u>		8.9 <b>35.450</b>	
31	Jasmin Venhoda	2006	Kunstturnerinnen Stein-Fricktal	AG	2.4 10.600	2.1 <u>5.100</u>	2.3 9.500	2.4 9.400		9.2 <b>34.600</b>	
32	Sarina Lagler	2006	Turnverein Opfikon-Glattbrugg	ZH	2.8 10.750	1.8 4.450	1.9 8.000	2.1 <u>9.050</u>		8.6 <b>32.250</b>	
33	Thais Sessa	2006	Turnverein Opfikon-Glattbrugg	ZH	2.0 9.900	1.4 4.800	2.3 8.200	1.5 <u>6.450</u>		7.2 <b>29.350</b>	
34	Gioia Murali	2005	Gym Center Emme	BE	2.8 11.200	2.6 <u>7.200</u>	1.9 9.450	0.0 0.000		7.3 <b>28.350</b>	





#### RANGLISTE P4A - BERN - MANNSCHAFT

Rg.	Name	Jahrg.	Verein	Verband					Pen.	Total	
<b>1</b>	<b>Gym Center Emme</b>				<b>24.900</b>	<b>22.000</b>	<b>22.250</b>	<b>21.500</b>		<b>90.650</b>	<b>G</b>
	Emily Cooch	2004	Gym Center Emme	BE	3.7 12.400	3.1 10.650	3.6 11.350	3.4 11.100		13.8 45.500	
	Julia Röthlisberger	2004	Gym Center Emme	BE	3.7 12.500	3.2 11.350	4.0 10.900	3.0 10.400		13.9 45.150	
	Gioia Muralt	2005	Gym Center Emme	BE	2.8 <del>11.200</del>	2.6 <del>7.700</del>	1.9 <del>9.450</del>	0.0 <del>0.000</del>		7.3 28.350	
<b>2</b>	<b>TZ Oberaargau / BTV Bern</b>				<b>24.950</b>	<b>18.850</b>	<b>19.850</b>	<b>20.600</b>		<b>84.250</b>	<b>S</b>
	Raja Jordi	2004	Turnzentrum Oberaargau	BE	3.7 12.200	3.0 10.800	2.6 9.300	3.2 10.300		12.5 42.600	
	Gaia Colangelo	2005	BTV Bern	BE	3.5 12.750	2.7 8.050	2.4 10.550	3.1 10.300		11.7 41.650	





#### RANGLISTE P4A - GÄSTE - MANNSCHAFT

Rg.	Name	Jahrg.	Verein	Verband					Pen.	Total	
<b>1</b>	<b>AGG-FSG Lancy 1</b>				<b>23.800</b>	<b>19.350</b>	<b>22.350</b>	<b>21.500</b>		<b>87.000</b>	<b>G</b>
	Sarla Shirotori	2005	AGG-FSG Lancy	GE	2.0 11.300	2.7 10.700	3.5 11.500	2.8 10.450		11.0 43.950	
	Jessica Mischler	2007	AGG-FSG Lancy	GE	3.5 12.500	2.2 8.650	3.2 10.850	3.0 11.050		11.9 43.050	
<b>2</b>	<b>FSG Montreux 1</b>				<b>22.900</b>	<b>19.200</b>	<b>20.950</b>	<b>21.550</b>		<b>84.600</b>	<b>S</b>
	Maé Santisi	2005	FSG Montreux	VD	3.5 12.000	2.8 8.700	2.6 10.700	2.9 10.950		11.8 42.350	
	Daphné Déglon	2006	FSG Montreux	VD	2.4 10.900	2.8 10.500	2.7 10.250	2.7 10.600		10.6 42.250	
<b>3</b>	<b>TZ Fürstenland</b>				<b>23.450</b>	<b>16.950</b>	<b>19.800</b>	<b>21.600</b>		<b>81.800</b>	<b>B</b>
	Anna Huber	2004	TZ Fürstenland Frauen	SG	3.7 <del>11.300</del>	3.0 9.050	2.9 9.650	2.9 11.300		12.5 41.300	
	Selina Knöpfel	2005	TZ Fürstenland Frauen	SG	3.5 12.050	1.5 <del>6.650</del>	3.0 10.150	3.1 <del>10.100</del>		11.1 38.950	
	Milena Vieitez	2006	TZ Fürstenland Frauen	SG	3.0 11.400	1.4 7.900	2.6 <del>8.500</del>	3.0 10.300		10.0 38.100	
<b>4</b>	<b>Frauensport Wünnewil</b>				<b>24.000</b>	<b>16.950</b>	<b>19.700</b>	<b>20.100</b>		<b>80.750</b>	<b>*</b>
	Rea Kolly	2004	Frauensport Wünnewil	FR	3.7 12.150	3.1 8.750	2.8 10.600	2.9 10.450		12.5 41.950	
	Carole Freiburghaus	2004	Frauensport Wünnewil	FR	3.5 11.850	2.6 8.200	2.6 9.100	3.1 9.650		11.8 38.800	
<b>5</b>	<b>Kutu Obersiggenthal</b>				<b>22.800</b>	<b>16.800</b>	<b>20.300</b>	<b>19.750</b>		<b>79.650</b>	<b>*</b>
	Lana Azhan	2005	Kutu Obersiggenthal	AG	3.5 <del>10.300</del>	2.8 9.050	2.7 10.550	2.8 <del>9.850</del>		11.8 39.750	
	Hannah Merkel	2004	Kutu Obersiggenthal	AG	2.0 11.350	2.6 7.750	3.0 <del>8.000</del>	2.4 9.850		10.0 36.950	
	Saranya Gräni	2004	Kutu Obersiggenthal	AG	2.0 11.450	1.8 <del>5.450</del>	2.7 9.750	3.0 9.900		9.5 36.550	
<b>6</b>	<b>Turnfabrik</b>				<b>23.250</b>	<b>18.000</b>	<b>16.550</b>	<b>20.200</b>		<b>78.000</b>	
	Alissa Hanselmann	2005	Turnfabrik	TG	2.0 10.650	2.7 10.600	2.8 10.300	2.8 10.500		10.3 42.050	
	Naja Greuter	2005	Turnfabrik	TG	3.5 12.600	2.0 7.400	2.8 6.250	3.0 9.700		11.3 35.950	
<b>7</b>	<b>Kutu Stein-Fricktal</b>				<b>22.500</b>	<b>13.600</b>	<b>20.100</b>	<b>19.600</b>		<b>75.800</b>	
	Lea Haase	2006	Kunstturnerinnen Stein-Fricktal	AG	3.5 11.900	2.6 8.500	2.8 10.600	2.2 10.200		11.1 41.200	
	Jasmin Venhoda	2006	Kunstturnerinnen Stein-Fricktal	AG	2.4 10.600	2.1 5.100	2.3 9.500	2.4 9.400		9.2 34.600	
<b>8</b>	<b>AGG-FSG Lancy 2</b>				<b>22.300</b>	<b>16.450</b>	<b>16.650</b>	<b>19.500</b>		<b>74.900</b>	
	Olivia Zivkovic	2006	AGG-FSG Lancy	GE	2.8 10.950	2.0 9.750	3.1 7.650	3.0 10.000		10.9 38.350	
	Lucia Alvarez Guillamon	2005	AGG-FSG Lancy	GE	2.8 11.350	2.0 6.700	2.6 9.000	2.7 9.500		10.1 36.550	
<b>9</b>	<b>Turnverein Opfikon-Glattbrugg</b>				<b>22.400</b>	<b>15.600</b>	<b>17.750</b>	<b>18.350</b>		<b>74.100</b>	
	Julia Obrist	2004	Turnverein Opfikon-Glattbrugg	ZH	2.8 11.300	2.0 7.450	2.2 8.750	2.0 9.300		9.0 36.800	
	Flurina Roos	2005	Turnverein Opfikon-Glattbrugg	ZH	2.8 11.100	1.9 8.150	2.2 9.000	2.4 <del>7.950</del>		9.3 36.200	
	Sarina Lagler	2006	Turnverein Opfikon-Glattbrugg	ZH	2.8 <del>10.750</del>	1.8 <del>4.450</del>	1.9 <del>8.000</del>	2.1 9.050		8.6 32.250	
<b>10</b>	<b>Kutu Hinwil</b>				<b>21.800</b>	<b>15.050</b>	<b>16.750</b>	<b>18.750</b>		<b>72.350</b>	
	Ariana Knebel	2005	Kutu Hinwil	ZH	2.8 11.500	1.9 7.850	2.6 7.350	2.6 9.500		9.9 36.200	
	Svenja Werthmüller	2007	Kutu Hinwil	ZH	2.8 10.300	2.5 7.200	2.9 9.400	2.0 9.250		10.2 36.150	

#### RANGLISTE P4A - GÄSTE - MANNSCHAFT





Rg.	Name	Jahrg.	Verein	Verband					Pen.	Total
<b>11</b>	<b>FSG Montreux 2</b>				<b>21.300</b>	<b>15.500</b>	<b>18.250</b>	<b>16.400</b>		<b>71.450</b>
	Leny Ramos Da Veiga	2004	FSG Montreux	VD	2.0 10.300	1.9 8.600	2.6 9.600	1.7 7.500		8.2 36.000
	Lola Kocher	2004	FSG Montreux	VD	2.0 11.000	1.8 6.900	2.9 8.650	2.2 8.900		8.9 35.450

#### RANGLISTE - P6A BERN/GÄSTE - MEHRKAMPF

Rg.	Name	Jahrg.	Verein	Verband					Pen.	Total	
1	AninaENZler	2002	Gym Center Emme	BE	3.7 <u>12.150</u>	3.3 <u>11.100</u>	3.8 <u>10.800</u>	3.7 <u>10.800</u>		14.5 <b>44.850</b>	G
2	Céline Sidler	2010	DTV Küssnacht	SZ	3.7 <u>11.300</u>	2.6 <u>10.150</u>	3.2 <u>11.600</u>	3.4 <u>10.950</u>		12.9 <b>44.000</b>	S
3	Svenia Di Sarli	2002	TZ Fürstenland Frauen	SG	3.7 <u>12.650</u>	1.3 <u>9.600</u>	3.4 <u>9.500</u>	3.3 <u>11.000</u>		11.7 <b>42.750</b>	B
4	Naomi Ingold	2001	Gym Center Emme	BE	3.5 <u>12.200</u>	4.2 <u>9.750</u>	3.5 <u>10.700</u>	4.2 <u>9.850</u>		15.4 <b>42.500</b>	
5	Alicia Onomor	2001	AGG-FSG Chêne	GE	3.7 <u>12.150</u>	2.3 <u>9.200</u>	3.9 <u>10.300</u>	3.9 <u>10.350</u>		13.8 <b>42.000</b>	
6	Jamina Brenner	2002	Kutu Satus Uster	ZH	3.7 <u>12.100</u>	0.9 <u>9.050</u>	3.0 <u>10.400</u>	2.5 <u>9.750</u>		10.1 <b>41.300</b>	
7	Elena Mattioli	2003	TZ Fürstenland Frauen	SG	3.0 <u>11.400</u>	1.4 <u>9.500</u>	2.9 <u>9.900</u>	3.2 <u>10.400</u>		10.5 <b>41.200</b>	
8	Justine Dousse	2002	GASF Romont	FR	3.7 <u>11.000</u>	1.3 <u>9.900</u>	3.0 <u>10.000</u>	3.4 <u>10.100</u>		11.4 <b>41.000</b>	
9	Tabea Von Mühlener	1995	BTV Bern	BE	3.3 <u>11.550</u>	1.8 <u>10.100</u>	4.1 <u>8.800</u>	3.3 <u>10.300</u>		12.5 <b>40.750</b>	
10	Chantal Wüthrich	2001	Kutu Uetendorf	BE	3.0 <u>12.050</u>	1.1 <u>8.950</u>	3.2 <u>10.900</u>	3.1 <u>8.850</u>		10.4 <b>40.750</b>	
11	Mara Pfister	2001	GASF Romont	FR	3.5 <u>12.000</u>	1.0 <u>8.850</u>	3.0 <u>9.700</u>	3.1 <u>10.050</u>		10.6 <b>40.600</b>	
12	Nina Landolt	2003	TZ Fürstenland Frauen	SG	3.5 <u>11.900</u>	1.3 <u>8.000</u>	3.3 <u>9.300</u>	3.8 <u>11.100</u>		11.9 <b>40.300</b>	
13	Livia Mistic	2003	Frauensport Wünnewil	FR	3.5 <u>11.450</u>	1.1 <u>8.300</u>	3.1 <u>10.600</u>	3.1 <u>9.700</u>		10.8 <b>40.050</b>	
14	Nina Filipovic	2003	Kutu Bülach	ZH	3.5 <u>11.150</u>	1.3 <u>8.450</u>	2.9 <u>9.500</u>	3.0 <u>10.200</u>		10.7 <b>39.300</b>	
15	Alyssa Oggier	2001	Vallesia Gym	JU	3.7 <u>12.150</u>	2.5 <u>8.900</u>	3.2 <u>9.100</u>	3.8 <u>9.150</u>		13.2 <b>39.300</b>	
16	Sonja Stauffiger	1998	TV Basel	BS	2.8 <u>10.850</u>	0.9 <u>8.300</u>	2.5 <u>9.500</u>	3.3 <u>10.400</u>		9.5 <b>39.050</b>	
17	Seraina Buholzer	2001	BTV Bern	BE	2.8 <u>11.150</u>	1.0 <u>7.450</u>	2.9 <u>10.350</u>	3.2 <u>9.750</u>		9.9 <b>38.700</b>	
18	Ashton Clerc	2002	Vallesia Gym	JU	3.7 <u>11.800</u>	1.2 <u>7.700</u>	3.8 <u>9.700</u>	3.1 <u>8.950</u>		11.8 <b>38.150</b>	
19	Michelle Siegenthaler	1996	Gym Center Emme	BE	3.5 <u>11.650</u>	1.1 <u>8.000</u>	3.0 <u>8.000</u>	2.8 <u>9.800</u>		10.4 <b>37.450</b>	
20	Ilenia Gurtner	1999	Frauensport Wünnewil	FR	3.7 <u>12.250</u>	0.9 <u>7.400</u>	3.0 <u>8.100</u>	3.0 <u>9.350</u>		10.6 <b>37.100</b>	
21	Sira Keller	2003	TZ Fürstenland Frauen	SG	2.8 <u>11.500</u>	1.1 <u>8.350</u>	3.6 <u>6.600</u>	2.9 <u>10.100</u>		10.4 <b>36.550</b>	
22	Michelle Jenny	2003	Frauensport Wünnewil	FR	3.5 <u>11.850</u>	1.1 <u>7.600</u>	2.9 <u>8.000</u>	2.3 <u>9.100</u>		9.8 <b>36.550</b>	
23	Zoe Dannmeyer	2003	Kutu-Regio Basel	BS	3.5 <u>11.300</u>	1.2 <u>8.350</u>	3.0 <u>8.050</u>	3.0 <u>8.500</u>		10.7 <b>36.200</b>	
24	Aneschka Berchtold	2003	BTV Bern	BE	2.8 <u>10.450</u>	1.0 <u>7.300</u>	2.8 <u>8.150</u>	3.2 <u>9.650</u>		9.8 <b>35.550</b>	
25	Carole Weidele	2001	TV Basel	BS	2.8 <u>11.200</u>	1.0 <u>6.550</u>	2.6 <u>9.500</u>	2.4 <u>8.150</u>		8.8 <b>35.400</b>	
26	Jasmin Wilms	2003	BTV Bern	BE	3.5 <u>11.450</u>	1.0 <u>6.700</u>	2.4 <u>7.450</u>	2.8 <u>9.800</u>		9.7 <b>35.400</b>	
27	Soraya Schulz	2001	Kutu Satus Uster	ZH	2.0 <u>10.600</u>	1.0 <u>7.550</u>	2.6 <u>9.050</u>	2.2 <u>8.100</u>		7.8 <b>35.300</b>	
28	Margaux Lari	2003	AGG-FSG Chêne	GE	3.0 <u>10.500</u>	1.6 <u>6.850</u>	3.3 <u>7.750</u>	3.2 <u>9.700</u>		11.1 <b>34.800</b>	
29	Amina Luneno	2003	Kunstturnerinnen BTV Luzern	LU	2.8 <u>10.350</u>	0.9 <u>7.150</u>	2.8 <u>10.050</u>	1.9 <u>6.100</u>		8.4 <b>33.650</b>	
30	Céline Jäggi	1999	Gym Center Emme	BE	2.8 <u>10.550</u>	0.9 <u>6.200</u>	1.6 <u>5.500</u>	2.1 <u>6.350</u>		7.4 <b>28.600</b>	
31	Arina Magin	2002	GASF Romont	FR	2.8 <u>10.900</u>	0.9 <u>3.050</u>	1.3 <u>6.800</u>	2.9 <u>6.850</u>		7.9 <b>27.600</b>	
32	Vera Zeugin	2001	Kutu-Regio Basel	BS	2.8 <u>10.700</u>	0.5 <u>2.300</u>	1.6 <u>6.450</u>	2.0 <u>6.350</u>		6.9 <b>25.800</b>	



#### RANGLISTE - OPEN BERN/GÄSTE - MEHRKAMPF

Rg.	Name	Jahrg.	Verein	Verband					Pen.	Total	
1	Lorena Messerli	2005	Gym Beo	BE	2.8 <u>11.400</u>	1.0 8.150	2.0 9.100	2.1 9.900		7.9 <b>38.550</b>	G
2	Loeva Mougel	2002	Bienne-Romande	BE	3.5 <u>11.800</u>	1.9 8.350	1.6 8.500	2.4 <u>9.600</u>		9.4 <b>38.250</b>	S
3	Victoria Adel	2007	Turnverein Opfikon-Glattbrugg	ZH	2.0 <u>10.100</u>	1.0 7.400	2.0 <u>9.800</u>	2.0 9.600		7.0 <b>36.900</b>	B
4	Aline Meyer	2005	Kutu Horgen	ZH	3.0 <u>10.900</u>	1.4 7.200	1.4 <u>8.650</u>	2.2 9.450		8.0 <b>36.200</b>	
5	Alyssa Perlasca	2004	Turnzentrum Oberaargau	BE	2.8 <u>11.000</u>	1.9 7.450	1.7 9.300	2.2 8.300		8.6 <b>36.050</b>	
6	Océane Grenacher	2002	Bienne-Romande	BE	2.8 <u>11.400</u>	1.9 7.650	2.1 7.650	2.4 <u>9.150</u>		9.2 <b>35.850</b>	
7	Jorina Läderach	2006	BTV Bern	BE	2.0 <u>10.400</u>	1.1 7.700	2.1 7.700	2.1 9.200		7.3 <b>35.000</b>	
8	Giulia Palazzo	2006	AGG-FSG Lancy	GE	2.0 9.700	1.3 7.350	2.0 8.550	2.2 <u>9.350</u>		7.5 <b>34.950</b>	
9	Sarah Nesbitt	2005	Kunstturnerinnen BTV Luzern	LU	2.0 <u>10.000</u>	1.1 7.750	1.8 8.300	1.9 <u>8.700</u>		6.8 <b>34.750</b>	
10	Chloé Gerber	2005	GASF Romont	FR	2.8 <u>11.200</u>	1.9 7.950	1.6 8.100	1.5 7.400		7.8 <b>34.650</b>	
11	Saskia Steffen	2007	Gym Beo	BE	2.8 <u>11.000</u>	1.1 7.200	1.9 7.500	2.0 8.700		7.8 <b>34.400</b>	
12	Siri Pausa	2007	TV Basel	BS	2.0 <u>10.050</u>	1.2 7.000	1.9 <u>7.550</u>	2.2 9.650		7.3 <b>34.250</b>	
13	Chiara Fletcher	2007	GAF Chablais	VD	2.8 <u>11.050</u>	1.1 6.850	1.1 7.150	1.4 <u>9.050</u>		6.4 <b>34.100</b>	
14	Carolina Bley	2003	Turnzentrum Oberaargau	BE	2.8 <u>10.800</u>	1.3 7.950	2.2 6.200	1.9 9.050		8.2 <b>34.000</b>	
15	Arwen Euerlings	2008	Kutu Bülach	ZH	2.0 9.650	1.2 7.150	2.1 8.750	1.4 <u>8.450</u>		6.7 <b>34.000</b>	
16	Linn Bertolli	2005	TV Basel	BS	2.0 <u>10.200</u>	1.3 5.650	1.6 <u>9.000</u>	2.2 8.400		7.1 <b>33.250</b>	
17	Kate Chakravarty	2005	TV Basel	BS	2.0 9.700	1.2 7.050	1.1 <u>7.700</u>	2.1 8.700		6.4 <b>33.150</b>	
18	Noémie Seiz	2006	Kutu Bülach	ZH	2.8 <u>10.800</u>	1.1 6.550	2.1 8.300	2.0 <u>7.400</u>		8.0 <b>33.050</b>	
19	Leana Rodriguez	2006	TV Basel	BS	2.0 <u>10.000</u>	1.0 7.150	1.7 <u>7.600</u>	1.9 8.300		6.6 <b>33.050</b>	
20	Annik Neumann	2007	TV Basel	BS	2.0 9.600	1.2 6.250	1.8 <u>7.400</u>	1.8 8.250		6.8 <b>31.500</b>	
21	Solène Perrenoud	2006	Bienne-Romande	BE	2.8 <u>11.150</u>	1.9 4.850	1.8 7.800	2.1 <u>7.600</u>		8.6 <b>31.400</b>	
22	Florence Kummer	2004	Turnzentrum Oberaargau	BE	2.0 <u>9.550</u>	1.1 6.150	1.8 6.800	2.2 7.250		7.1 <b>29.750</b>	
23	Alexandra Despont	2007	GASF Romont	FR	2.0 <u>9.600</u>	1.0 5.950	1.8 7.950	1.9 6.000		6.7 <b>29.500</b>	